



INTERNATIONAL
TRADE
ADMINISTRATION

Grand Rapids-Wyoming, MI Merchandise Exports in 2015

The Metropolitan Export Series is a product funded and developed by the International Trade Administration using data from the U.S. Census Bureau. Merchandise export data are available for U.S. metropolitan areas beginning in 2005.

In 2015, Grand Rapids was the

54th

largest exporter in the U.S.

Grand Rapids Exports in 2015

- Goods exports from the Grand Rapids area have increased \$2.7 billion since 2009.
- On average, exports from the Grand Rapids area have increased by 8.9% annually over the past 10 years.

\$5.1 billion

Total Grand Rapids goods export value in 2015

114%

Grand Rapids area export growth since 2009

Exports from Grand Rapids accounted for **8%** of total Michigan goods exports

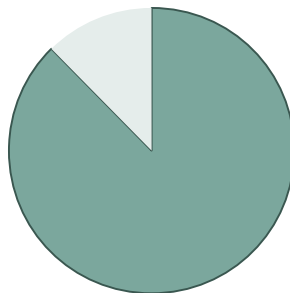
Exports Sustain Grand Rapids Area Businesses

- In 2014 (latest available), 1,372 Grand Rapids area companies exported to U.S. FTA partners.
- The same year, 1,343 area companies exported to Trans-Pacific Partnership countries and 592 exported to the European Union.


1,671

Number of small and medium-sized goods exporters in Grand Rapids in 2014

SMEs account for **88%** of Grand Rapids goods exporters



95% of Grand Rapids goods exporters shipped manufactured products overseas



Note: Exporter counts reflect the number of companies, not establishments, and are therefore not additive across industries and geographies



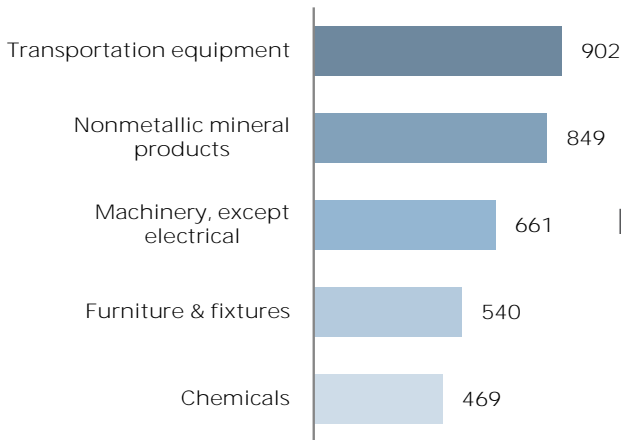
INTERNATIONAL
TRADE
ADMINISTRATION

Grand Rapids-Wyoming, MI Merchandise Exports in 2015

Top Grand Rapids Export Markets & Sectors

- Transportation equipment was Grand Rapids's top export sector in 2015, accounting for 18% of the area's goods exports.

Top Grand Rapids Export Sectors
Millions of dollars



In addition to these top sectors, Grand Rapids is also a major exporter of:

- Processed foods
- Fabricated metal products
- Plastics & rubber products
- Textiles & fabrics
- Wood products

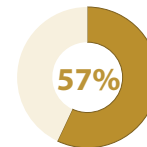
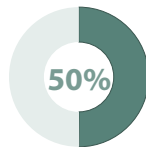
Current and Future FTAs Matter to Grand Rapids Area Exporters

- The U.S. currently has 14 free trade agreements in force with 20 countries.

In 2015, exports to FTA markets accounted for **59%** of Grand Rapids area exports

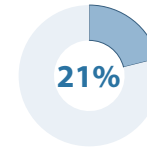
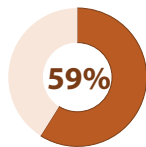
In 2015, Grand Rapids exported:

\$2.6 billion
to NAFTA



\$2.9 billion
to TPP

\$3.0 billion
to all FTAs in force



\$1.1 billion
to TTIP (EU-28)

Source Notes

Data year: 2015 **Last updated:** September 2016

Prepared by the Office of Trade and Economic Analysis, International Trade Administration, U.S. Department of Commerce.

For additional information and to view the complete data series and methodology, visit www.trade.gov/metrodata. Exporter data available on <http://tse.export.gov/edb>.