



INTERNATIONAL
TRADE
ADMINISTRATION

Michigan Exports, Jobs, & Foreign Investment

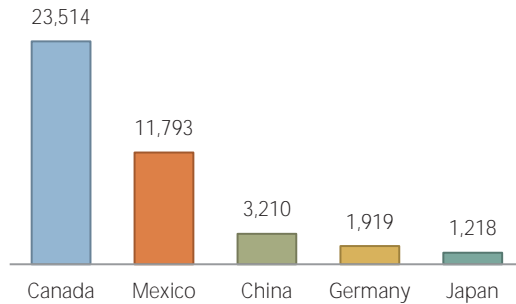
Michigan Depends on World Markets

- Exports from Michigan helped contribute to the \$2.26 trillion of U.S. goods and services exports in 2015.

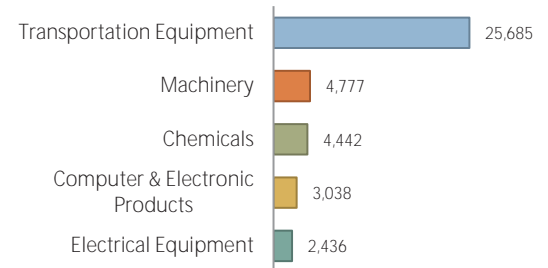
\$54.0 billion

Michigan goods exports in 2015

Michigan's Top 5 Export Markets (Millions of U.S. Dollars)



Michigan's Top 5 Export Categories (Millions of U.S. Dollars)

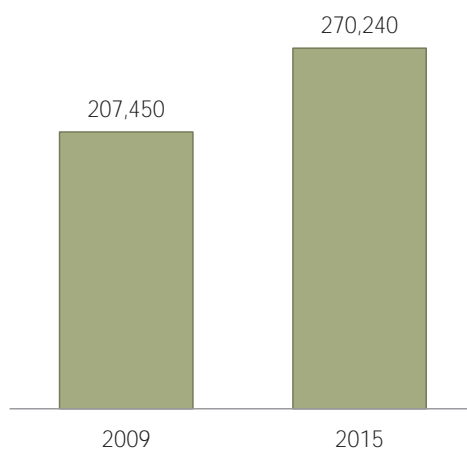


Exports Support Jobs

- Nationally, U.S. jobs supported by exports reached an estimated 11.5 million in 2015, up 1.9 million from 2009.

Jobs Supported by Michigan Goods Exports

Up by 63 Thousand Jobs Since 2009



270,240

U.S. jobs supported by goods exports from Michigan in 2015

94% of these jobs were supported by manufactured goods exports

Exports Sustain Thousands of Michigan Businesses

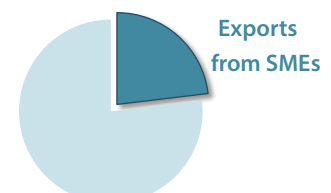
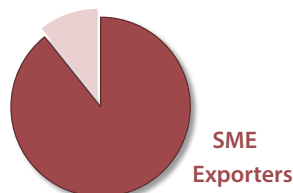
- A total of 14,997 companies exported from Michigan locations in 2014.

13,387

Number of small and medium-sized (SME) goods exporters in Michigan in 2014

SMEs account for **89%** of Michigan goods exporters

...and **23%** of known Michigan goods export value





INTERNATIONAL
TRADE
ADMINISTRATION

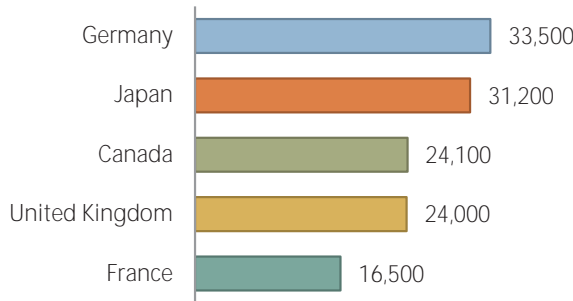
Michigan Exports, Jobs, & Foreign Investment

Foreign Investment & Jobs in Michigan

- In 2014, foreign-owned companies employed 217,100 Michigan workers

Michigan Employment in Foreign-Owned Companies

Number of Employees by Country of UBO



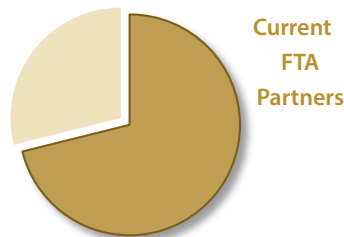
6.0%

Share of Michigan private-industry employment at foreign-owned firms

Free Trade Agreements

- The U.S. currently has 14 free trade agreements in force with 20 countries.
- Michigan's exports to U.S. FTA partners totaled \$38.4 billion in 2015.

In 2015, exports to FTA markets accounted for **71%** of Michigan exports



Since 2005, exports from Michigan to FTA markets have grown by **35%**

Top Dollar Growth, 2005-15 (Millions of U.S. Dollars)



Michigan's Metropolitan Exports

- Detroit-Warren-Dearborn is the 6th largest metro area reporting goods exports nationwide.

Metro Area	2015 Goods Export Value	Share of State Exports
Detroit-Warren-Dearborn	\$44.3 billion	68.5%
Grand Rapids-Wyoming	\$5.1 billion	7.9%
Midland	\$2.7 billion	4.2%
Kalamazoo-Portage	\$1.4 billion	2.1%
South Bend-Mishawaka	\$1.3 billion	*
Saginaw	\$1.1 billion	1.7%
Battle Creek	\$1.1 billion	1.7%
Ann Arbor	\$1.1 billion	1.6%
Lansing-East Lansing	\$852 million	1.3%

*Share of state exports unavailable for MSAs that cross state lines

Prepared by the Office of Trade and Economic Analysis, International Trade Administration, U.S. Department of Commerce.

For more resources please see www.trade.gov/mas/ian. Sources include resources from the U.S. Department of Commerce's International Trade Administration, Bureau of the Census, and Bureau of Economic Analysis.